

BOWE SYSTEC Fusion Cross 24K and Speed 30K

§ BOWE SYSTEC North America Inc.

CATEGORY: Inserter Mailing Systems

PRODUCT: Inserter and Card Mailing Systems

COMPANY: BOWE SYSTEC North America Inc., 8480 Honeycutt Rd, Ste 200, Raleigh, NC 27615, (919) 714-7277 or email address: Generalinquiries@bowesystecinc.com

FUSION SPEED 30K, FUSION CROSS 24K AND FUSION LITE:

The proven BOWE Fusion is now available in three platforms. The Fusion Speed (30K Letters), Fusion Cross (24K/16K Letters/Flats) and Fusion Lite (16K Letters/Flats). A further evolution in the proven Fusion Inserting platform that challenges all established principles of inserting and allows customers to deploy a Single Machine Type Strategy (SMTS) by offering the greatest utilization range and efficiency for high speed Flats and Letters inserting. In 2012 BOWE SYSTEC introduced the Fusion Cross with a completely new approach to inserting, utilizing the Patented "Flow-Principle" and allowing a uniquely smooth, stable and highly efficient process by reducing the relative speed between the envelope and the inserts by a factor of 4.5 during the insertion process. This enables the processing of folded and flat envelopes at the highest throughput speeds on a single inserting platform with fully automated changeover. Even at the highest speeds, this ground-breaking inserting principle ensures full integrity. Now the same proven technology has enabled the Fusion Cross (Letters and Flats) to increase from 22,000 to 24,000 per hour for Letters (16,000 for Flats) and the NEW Fusion Speed (Letters only) to reach up to 30,000 envelopes per hour for # 7 3/4 to 6" x 9" sized envelopes. The Fusion Lite offers the same revolutionary inserting process in a mid-range solution. These systems provide the same fully automatic changeover and ease of operation at the highest speeds of any available platform.

THE FLOW BOOSTER: Flow Booster increases input channel performance for 2 Up continuous forms by up to 30% by eliminating the speed reduction caused by the inherent un-paired sets within a roll. The patented process enables a continuous flow of forms through the input channel and is also available as a field retrofit.

The sophisticated document input channel of the Fusion is available in a variety of performance classes for cut sheet and continuous processing to fulfill the most diverse requirements in the mailroom and ensure maximum efficiency. For continuous processing, Fusion again makes use of the Flow-Principle: The integrated turning unit seamlessly rotates the documents by 90° clockwise or counter clockwise as needed without stopping, enabling the processing of Flats or Stretch applications while retaining the same high speed of up to 84,000 2-Up sheets per hour. Flats and Folded formats can easily be processed from the same input channel with no manual setup.

FEATURES: Fusion Cross can now easily process up to 24,000 envelopes per hour for formats including #10 & 6" x 9" and up to 16,000 per hour for Flats. The envelope formats processed range from # 7 3/4 t to Jumbo Flats with filling thicknesses of up to 0.6" and filling weights of up to 2.2 lbs. Fusion Speed processes up to 30,000 envelopes per hour for non-Flats applications with the same filling capabilities as the Fusion Cross. Fusion also employs an optional Heavy-Duty Folder with a fold capability of up to 16 pages (single fold). Further enhancements for the financial, tele-communications, insurance and direct mail markets include a Stitching module and Dual Channel capabilities make the Fusion an optimal solution for processing policies and booklets. Newly available optional capabilities include a White Paper Removal module which eliminates the need for an Operator to remove large sections of blank paper from a roll by automatically detecting and diverting the non-printed sheets. Additionally, the Small Job Consolidation software suite, which provides the opportunity to batch work into longer production runs and results in improved workflow and output.

The open device carrier concept of the Fusion collating track permits not only the simple change between friction or rotary enclosure feeders but also simple retrofitting to accommodate changing requirements. The feeders can be freely positioned and allow devices for special applications or the integration of camera-based enclosure reading. The unique friction/vacuum feeders are capable of handling the demands of Direct Mail inserts as well as booklets of up to 0.6" thick with unsurpassed efficiency. An optionally available AutoLoader dramatically increases the filling capacity of thicker inserts allowing operators to keep pace with the higher throughputs afforded by the Fusion.

Featuring a completely new user interface and graphically supported user guidance, BOWE Cockpit allows intuitive system operation via touchscreen monitors. With BOWE Cockpit, users will be able to prepare the machine for production simply by describing the material to be processed instead of being forced to work with complex parameters. Finally, organizations can deploy a Single Machine Type Strategy (SMTS) for all their processing needs.

9G SMART: BOWE SYSTEC has continuously updated and developed the Turbo inserting system to meet changing market requirements. The ninth generation 9G Smart features more than 90 technical improvements including a new reverse direction sequencer to allow the infeed channel to operate from the front of the system. These enhancements were incorporated while still retaining the inherent qualities of gentle paper handling through a vertical transport, minimal set-up times through automated job changes and universal modularity.

The 9G Smart offers integrity, flexibility and productivity at the highest levels for high volume mail processing and is available in two performance classes. At a capacity of up to 26,000 envelopes per hour, the 9G Smart 26k is perfect for single-channel applications and high volume jobs with low page counts per envelope. The competitively priced 9G Smart 22k with a capacity of up to 22,000 envelopes per hour is ideal for complex single-and multi-channel applications with higher page counts. 9G Smart processes up to 26,000 envelopes per hour for #10 and up to 22,000 per hour for 6" x 9" envelopes.



BOWE SYSTEC 9G Smart

The 9G Smart offers integrity, flexibility and productivity at the highest levels for high volume mail processing and is available in two performance classes. At a capacity of up to 26,000 envelopes per hour, the 9G Smart 26k is perfect for single-channel applications and high volume jobs with low page counts per envelope. The competitively priced 9G Smart 22k with a capacity of up to 22,000 envelopes per hour is ideal for complex single-and multi-channel applications with higher page counts. 9G Smart processes up to 26,000 envelopes per hour for #10 and up to 22,000 per hour for 6" x 9" envelopes.

Inserters Mailing Systems



BOWE SYSTEC 9G Basic

The envelope formats processed can range from # 7 $\frac{3}{4}$ to 6" x 9" with filling thicknesses of more than $\frac{1}{4}$ ".

9G BASIC: Small, fast and very attractively priced. The high-speed inserter with speeds of up to 26,000 envelopes per hour and the industry's smallest footprint is fastest in its class. It is the ideal entry-level machine in the high-performance segment. 9G Basic is ideally suited for jobs with low page counts. Depending upon the application requirements, the 9G Basic is available in four standardized infeed channel configurations. The standard configuration is equipped with four enclosure feeders, the powerful inserting unit of the latest Turbo 9G as well as the 9G envelope feeding and stacking components. The 9G Basic combines simple handling and efficient processing—with maximum integrity. Despite its small footprint, the 9G Basic has all the capabilities of the BOWE high-performance systems and can handle the majority of mailroom applications. The standardized concept of the 9G Basic allows for an unbeatable purchase price. The envelope formats processed by 9G Basic range from # 7 $\frac{3}{4}$ to 6" x 9" with filling thicknesses of more than $\frac{1}{4}$ ".

DIRECT MAILER: The BOWE SYSTEC Direct Mailer delivers maximum productivity with low operating costs and minimal service requirements to satisfy the competitive demands of Service Bureaus and Letter Shops. The Configuration I version offers an impressive output of up to 15,000 folded envelopes per hour for #10 envelopes and up to 12,000 per hour for 6" x 9" formats while the Configuration II can process 10,000 folded envelopes per hour and 10" x 13" Flats at up to 8,000 envelopes per hour. This combination makes the Direct Mailer the perfect partner in the midrange segment for processing all standard envelope formats. The proven BOWE Pinfed or Pinless Cutters and High Speed Sheet feeders offer the robust and reliable infeed modularity to process a wide variety of form types while the available friction and rotary feeders simplify enclosure handling and setup times.

PACE: BOWE SYSTEC's card mailing systems enable personalized plastic cards to be sent to card holders quickly and reliably. These products guarantee the exact matching of cards and documents and automatically attach the cards to the corresponding carriers. If required, the card carriers can then be inserted into envelopes together with selective enclosures. BOWE's customized solutions, based on a modular philosophy for the attaching and inserting systems, offers clients the required technology for all financial, identification, and gift card environments. Carrier documents can be processed as cut sheet or continuous forms, pinfed or pinless in 8 $\frac{1}{2}$ " x 11", 8 $\frac{1}{2}$ " x 14" or even 11" x 17" crossfolded formats.


PACE FEATURES: Investment protection is guaranteed, as Pace can be retrofitted at any time. All systems have a uniform operating principle al-



BOWE SYSTEC Direct Mailer

lowing fast and easy changeover from one job to the next, even with small batch-sizes. Reading modules for all barcode symbologies and the extensive use of tracking sensors provide information about where each card and each carrier are located within the system. This results in the highest integrity throughout the entire production process. With speeds of up to 9,000 cards per hour, virtually any card mailing application can be processed quickly, easily and cost-effectively whether offline or online to the document printer. The card channel can be freely configured and is available with 10 or 16 modular stations and supports Magnetic Stripe, OCR, Barcode, Chip and RFID reading. The attaching station can apply up to 9,000 cards an hour

utilizing a double sided die cut or continuous label. Up to six cards can be attached per carrier, with dynamically varied positions. The cards can even be rotated in 1° (up to +/-90°) increments as needed using an optional card rotation module.



BOWE SYSTEC Pace

WATERMILL: The largest challenge in the financial and gift card fulfillment industry is the processing of increasingly smaller batch sizes. To be able to carry out these individual jobs quickly, efficiently and cost-effectively, BOWE SYSTEC has developed the mass storage device Watermill for its card mailing systems. Watermill is a modular system in which up to 630 plastic cards per storage unit can be stored from different personalization jobs, saved in random order and then brought into an optimal order for downstream processing. The time intensive and error prone practice of pre-sorting cards manually leading to frequent set-ups for small jobs is now eliminated. The modular configuration allows for up to six storage modules to be integrated and up to 3,780 cards simultaneously stored.



BOWE SYSTEC Watermill

EPOD Envelope Print on

Demand: The newly redesigned BOWE SYSTEC EPOD II takes envelope printing to new heights. Utilizing a piezo drop on demand technology the EPOD II prints up to 22,000 envelopes per hour with 600 x 300 dpi on #10 to Flats (10" x 13") envelopes. The print quality remains highly consistent by employing a dynamic thickness adjustment that can accommodate a

Inserters Mailing Systems



BOWE SYSTEC BoxIT Traying Solution

5/16" variation in envelope thicknesses without compromising quality. The modular printhead technology accommodates additional color or black print heads expanding the 4 1/4" print width. There is no need to spray a background mist or print unnecessary pattern lines to ensure complete droplet coverage. Operations are streamlined by a user friendly bulk ink storage system eliminating the need for frequent cartridge replacements and allowing the refilling of ink during continuous operation.

BOXIT TRAYING SOLUTION: The BoxIT Traying Solution provides an ergonomic alternative for handling the manual task of traying envelopes. High Speed Inserting will no longer require a dedicated operator for traying mail. The trays are fed by a conveyor and filled according to tray breaks before exiting on an output conveyor. The smart buffering feature during envelope stacking means the machine can continue to run at full speed while a full postal tray is automatically replaced. Options include conveyor systems and integrated robotics to process the trays.

CONTACT: For more information, contact BOWE SYSTEC North America online at www.bowesystecinc.com.


§ BUSKRO LTD.

CATEGORY: Inserter Mailing Systems

PRODUCT: Card Personalization System

COMPANY: BUSKRO LTD., 1738 Orangebrook Court – Unit # 1, Pickering, ON L1W 3G8 Canada Contact: Michelle Sanz / Shawn Caldwell Email: sales@buskro.com. Phone: 888-8BUSKRO.

BUSKRO CARD PERSONALIZATION SYSTEM: Buskro's Card Personalization System (CPS) offers complete solutions for the processing of a wide variety of your card personalization needs. We provide our customers with a range of modules and card processing devices, scalable to suit current and growing business needs. All of Buskro's system elements and transport devices are built from the ground up resulting in the CPS seamlessly and effectively integrating all elements of the system, at




Buskro Card Personalization System

an affordable cost. Modular in design, the system incorporates three main elements: A robust transport (MTS) system; various personalization devices for encoding, printing, label affixing and verification; and Buskro's powerful controller with proven Compose IQ software. The incorporation of these elements combine to form a processing platform that

ensures individual card integrity and completion. Features include 1) High speed magnetic stripe encoding up to 20,000 pph; 2) RFID capabilities at Low, High and Ultra-High Frequencies; 3) Piezo DOD print technologies with UV/LED inks; 4) Software options.

CONTACT: For more information, call 888-8BUSKRO or email sales@buskro.com.



Kirk-Rudy 521 Envelope Inserter

§ Kirk-Rudy, Inc.

CATEGORY: Inserter Mailing Systems

PRODUCT: 521 Envelope Inserter, 512 Newspaper Inserter, and KR738 Envelope Converter

COMPANY: Kirk-Rudy, Inc., 125 Lorraine Parkway, Woodstock, GA 30188. Key Contact: Sales. Email: info@kirkrudy.com. Phone: 770-427-4203.

KR 521 ENVELOPE INSERTER: An affordable alternative to high priced systems, the KR 521 is designed to handle side and end flap envelopes from 6" x 9" up to 10" x 13". Unlike some inserters that index, the KR 521 runs continuously to reduce maintenance costs and downtime. Expandable to 24 pockets, the KR 521 accommodates a wide range of inserts and envelopes. Where appropriate, "no tools" changeover along with a straightforward operator interface makes setup and training easier. An open, non-cluttered design simplifies maintenance. For in-line addressing, use with the KR 445 Turnover unit and the KR219B inkjet system.

KR 600 NEWSPAPER INSERTER: Designed to handle a wide variety of product from full size newspapers and tabloids to 4-page jackets, the KR 600 has the flexibility needed for today's markets. PLC control simplifies operator training and setup while also monitoring key machine functions. Available with interchangeable rotary or shuttle feeders, the KR 600 is expandable to 16 pockets. "On the fly" feeder timing is available using optional differential gearboxes. Quality is ensured using mis-feed detection and down-stream inhibit. An optional in-line divert gate automatically removes non-conforming product. For in-line folding addressing, use with the KR 219B inkjet addressing system or for in-line folding, use with the KR 516 Quarter Folder.

KR 738: The KR 738 is a standalone machine running off-line from other machines. A lug-driven chain carries the envelope product underneath each feeder to collate the inserts. The envelope is then glued and folded around the inserts inside it and then transported onto vacuum belts that carry product smoothly beneath the Net Jet print head to print the shipping address. Save time and money with Kirk-Rudy's all-new KR 738 Envelope Converting System. Convert the flat product into a mail-ready envelope with inserts inside through Kirk-Rudy's all-in-one system; feed, score, collate inserts, glue, fold and inkjet all in the same pass.

CONTACT: For more information, call 770-427-4203 or email info@kirkrudy.com.