

See listing in *Inserter Feeders/Accessories* section.

CONTACT: For more information, call 314-853-5867 or email larry@clearimagetechnologies.com.


§ Kirk-Rudy, Inc.

CATEGORY: Addressing Accessories

PRODUCT: Kirk-Rudy Addressing Accessories

COMPANY: Kirk-Rudy, Inc., 125 Lorraine Parkway, Woodstock, GA 30188. Email: info@kirkrudymail.com. Phone: 770-427-4203.

KR 496F FRICTION FEEDER: Heavy-duty and fast, the KR 496F handles hard-to-feed items such as Z-folds and open-ended products.



KR496F Friction Feeder

Easily mounts onto and integrates with the KR shuttle feeder. Because friction feeders are not suited for feeding many catalogs and books, both types of feed systems are necessary to handle the widest range of products. A separate frame assembly makes feed belt replacement quick and easy. Optional configurations include batch and stage-feeding modes, wide and narrow product feed kits, extended outfeed and mounting stand.

KR 500 FRICTION FEEDER: The KR500 is a heavy-duty Friction Feeder that is designed to feed flat die-cut boxes and many other difficult



KR500 Friction Feeder

irregular products up to widths of 19.25" and speeds of 1000 fpm. Features include: Moveable friction belts, vibrating rear product guides and side guides that extend below friction belts. Options include: Speed-Following DC drive, Servo Motor Drive and Hydra-Lift Kit.

KR 533 AUTOLOADER: Improve feeder consistency and productivity with the new KR 533 Autoloader. The KR 533 handles a wide variety of product and is versatile enough to work



KR533 Autoloader

with almost any feed system. The KR 533 manages nearly 6" of material and delivers it into the hopper as needed. The hopper level is maintained within a narrow range keeping the feed consistent. The KR 533's jogger assembly keeps product straight in the hopper. The only autoloader designed to work with friction and shuttle feeders, the KR 533 adds flexibility to one's operation. Slotted brackets allow the top to be quickly angled for friction feeders or placed horizontal for shuttle feeders. Operators can also use the KR 533 inline or 90 degrees to product flow.

KR 630 STACKING SYSTEM: Sorting mail electronically is more accurate than manual sorting and allows for high processing speeds. Use the KR630 to automatically sort mail in-line with an addressing system.

Stacks are output according to present counts and ZIP code breaks established in the mailing list. An in-line divert gate ensures accuracy by removing purged mail pieces. Setup is a snap using the on-board PLC and operator interface.



KR630 Stacking System


KR 345 : An all-new concept in mail handling, the KR 345 handles most of the work at the end of an inkjet addressing or inserting system. Automatic sorting and increased storage capacity means one operator can easily manage high-speed production runs. Designed to produce a consistent shingle under all conditions, the KR 345 converts the flat, shingled stream of mail into an upright position. Sorting occurs during the shingle process so the tray breaks are clearly evident on the edge-stacking section. Trays are quickly and easily filled by sliding entire bundles off the side of the conveyor and into a mail tray. Use the KR 345 with most standard inkjet addressing and inserting systems.



KR345 Edge-Stacking Conveyor

KR 881 DRYING SYSTEM: An affordable, high-efficiency infrared drying system used with most addressing systems. Specially designed

bulbs reduce glare and direct most infrared energy towards the ink pattern. This means the dryer operates at a lower power setting, limiting energy consumption and extending bulb life. Interconnects with transport base so that the dryer only operates when the transport base is running and the power level changes with line speed. Circuit board provides line speed information, eliminating the need for a tachometer. Dryer is available in three power levels: 3.2 kw, 4.8 kw, and 6kw. All systems operate on 240VAC.



KR881 Drying System

KR882 NEAR-IR DRYER: Kirk-Rudy's economical solution for drying water-based inks. The KR882 Near-IR Dryer is equipped with Near Infra-Red bulbs that concentrate the energy on the water molecules of the ink instead of the substrate, providing faster drying and better adhesion on coated stocks and cards. The KR882 Near-IR Dryer is designed and built to interface with Kirk-Rudy equipment and can be used with most other major brands of equipment. Automatic temperature control is based on line speed and dryer output automatically adjusts for speed changes. It is engineered for ease of setup, maintenance and troubleshooting.

KR NEAR-IR HEAT MATE: Kirk Rudy's newest drying system for water based inks. The KR Near-IR Heat Mate is equipped with Near Infra-Red bulbs that concentrate the energy on the water molecules of the ink instead of the substrate, providing faster drying and



Near-IR Heat Mate

Addressing Accessories

better adhesion on coated stocks and cards. Lower capital and operating costs. The efficiency gain of Near Infra-Red technology allows the dryer to operate at a lower setting, saving on electrical consumption and extending bulb life. Designed and built to interface with Kirk-Rudy equipment, the KR Near-IR Heat Mate can also be used with most other major brands of equipment. Interconnects with transport base so the dryer only runs when the transport base is running. Automatic temperature control is based on line speed. Dryer output automatically adjusts for speed changes. Engineered for ease of setup, maintenance and troubleshooting.



KR730 Roller Registration Conveyor

KR 730 ROLLER REGISTRATION CONVEYOR: Register a wide range of product efficiently and conveniently with the KR 730 Roller Registration Conveyor. The KR 730 adjusts quickly and easily to accommodate a wide range of material from small 3" x 3" single sheet up to 14" x 14" books. The unique non-angled infeed and outfeed rollers maintain registration integrity. The unique design of the KR 730 allows users to configure it to match their space requirements. Product can exit right, left or straight through. Changeover between exit positions is quick and easy.

The versatility of the KR 730 separates it from the competition. Versatility can make a big difference in the productivity mail-center operations.




415 Interface Conveyor

KR 415 INTERFACE CONVEYOR: Be more productive by running a KR inkjet system or tabber inline with a folder using the KR 415 Interface Conveyor. The KR415 bridges the gap and height difference between the folder out feed and the KR system, eliminating secondary feed operations. Use the integrated bump turn when re-orienting the

mailpiece 90 degrees from its direction of travel for addressing and/or tabbing purposes.

KR 445 TURN-OVER UNIT: Use the KR 445 in-line with an inkjet printing system or inserter to flip over and address, tip or label the backside of a catalog, envelope or other paper product. Accommodates product up to 1/2" thick. In feed and out feed tables ensure a smooth transition between machines. One-sided frame design makes belt changes quick and easy.

KR480: Expand job capabilities with the KR480 Turn Over Table which allows for 2 sided printing and labeling. Use the KR480 in-line with an inkjet printing system or inserter to flip over and address, tip or label the backside of a catalogue, envelope or other paper product. KR480 accommodates product up to 1/2" thick. In-feed and out-feed tables ensure a smooth transition between machines. One-sided frame design makes belt changes quick and easy.




KR480 Turnover Table

KR 203P CARD ATTACHING SYSTEM: Use the KR 203P to attach a wide variety of cards and pre-packaged samples onto various mailers and inserts. Cards are accurately placed and quick-setting, hot melt adhesive secures them in position. Where appropriate, peel-away adhesives

permit card removal and easy cleanup. Use the optional dual hopper kit to lay two cards side by side or the plow fold station for in-line folding. An affordable alternative to high-priced systems, the KR 203P is designed for mailing operations requiring ease of use, durability, and versatility.

THE KR 412 SHUTTLE BY-PASS: The KR 412 allows users to quickly and easily convert their KR 215 base into an inline unit, increasing their operation's flexibility. Users can position their KR 215 inkjet addressing system after their tabber, eliminating the problem of tabber belts smearing addresses. This configuration also allows users to personalize Post-It Notes by applying the blank note with the tabber and then personalizing it using the KR addressing system.




KR412 Shuttle By-Pass

Increase productivity in other ways by running the addressing system inline with a folder, another inkjet system, or most other inline systems. The KR412 installs in minutes over top the KR 215 shuttle, similar to the way a friction feeder installs over the shuttle feeder.

QC CHECKER: The QC system can be used to verify that one's inkjet system is printing high-quality Postnet and IMB barcodes. Consisting of the latest vision technology with easy-to-use software, the QC system examines each barcode for readability. Key parameters like bar width, spacing and overall length are monitored against defined specifications. Barcodes with smears or blank lines are also compared against allowable parameters and will trigger an alarm if an out of spec condition exists. One of the many benefits of the QC system is its reporting capability. Once a job is complete, reports showing each failed mailpiece and its parameters are listed. Job statistics show parameter averages along with a pass/fail percentage.

KR419 DUPLEX PRINT BASE: Kirk-Rudy, Inc. has introduced its latest innovation in inkjet productivity with the KR419 Duplex Printing Base. With the introduction of this new technology, product can now be printed on both sides at a fraction of the cost to duplex with traditional technologies. By having a lower cost duplex solution, the user can competitively price variable print process color options to both sides of the product, thus increasing promotional effectiveness to the customer. The KR419 eliminates the concern for extra space needed on the production room floor by eliminating the need to add a second printer, turnover unit and base required to execute the same process in the past. The KR419 Duplex Print Base can be used for simplex printing with a single command, allowing the flexibility to print duplex or simplex jobs with one system. KR X-Match software tracks the product from start to finish for accurate printing on demand.



KR419 Duplex Print Base


KR497 SERVO ATTACHING SYSTEM: The KR497 Servo Attaching system accurately attaches plastic cards as well as product up to 11" wide onto a wide variety of products. High speed, accurate placement is achieved using a servo driven friction feeder. Vertical and side to side adjustments of the friction feeder make setup quick and easy. Quick-setting hot melt adhesive securely holds the item in place. Run plastic cards, mag-



KR497 Servo Attaching System

Kirk-Rudy's renowned XMatch software that will track product for up and downstream cameras and print applications. The system supports a variety of card stocks, enabling it to run jobs at speeds up to 30,000 cards per hour. The KR687 can also be configured for non-CR80 card applications such as gift cards.

KR534 AUTOLOADER: The KR534 is a cost effective, reliable solution that will improve productivity. Improve paper feeding capabilities and throughput with the KR534 Autoloader. It automatically loads the hopper of the feeder, keeping a consistent stack height in the hopper. A beam switch is used to detect a minimum level of product in the feeder hopper and activate a clutch to engage motor driven belts to convey more products into the hopper. The KR534 provides the reliability and consistency you are looking for. The KR534 is engineered for high production environments. Thick feed belts keep product flowing on a consistent basis. Durable hold back rollers are independently adjusted to accommodate various thicknesses.



KR534 Autoloader

Heavy-duty bearings and a solid frame design ensure a long life. The KR534 is available in a variety of different configurations. Kits allow it to feed small cards, small folded pieces, and flat boxes up to 18" wide.

KR219 PROCESSING SYSTEM: Feed, Transport, Read, Encode, Verify RFID Hang Tags: Since 1967 Kirk-Rudy has been developing systems that meet our customers' requirements. Kirk-Rudy has partnered with Impinj to bring this high speed RFID Hang Tag to the market using the Impinj Speedway Revolution STP 2.0. The encoding machine enables service bureaus to leverage their existing processes, product flows, and investments in printing and material handling technologies through an offline barcodes can and encode process with failed tag removal. Kirk-Rudy can also provide a number of different custom high-speed options including high-quality inkjet printing and applying RFID labels.

KR837V DIVERT: Improve your process with the KR837V divert capabilities. The KR837V divert is engineered with a strong and quite gate, allowing thicker products to be diverted with the new dual cylinder opening mechanism. The KR837V has greater versatility, handling product up to 17" in length. A safety air dump valve is used on the KR837V to help clear products. Dual vertical air cylinders with adjustable air cushion stops are mounted using isolation mounts that provide quite operation. Every KR837V is designed to quickly convert to a right-hand or left-hand divert. The catch bin has a magnetically closed door making removal of diverted product easy and the door acts as an unloading chute when open.

nets as well as a variety of folded paper products and apply up to three pieces onto a single carrier. If needed, the standalone feeder is easily mounted onto another product transport or web press.

KR687 MAGNETIC STRIPE ENCODER: The KR687 is a high volume magnetic stripe encoding and verification system designed to integrate with all Kirk-Rudy feeders, bases, and turnovers. The system features

KR519 PRINT BASE:


Kirk-Rudy has announced its latest innovation in productivity. The KR519 Base features T-slotted extrusion frames allows for infinite mounting and adjustment of accessories on the top and sides of the base. The extrusion also allows for extensions to be added easily in the field; such as, a friction feeder mount, infeed registration, infeed and outfeed belted tabletop extensions all without having to add supports in most cases. Optional T nuts allow mounting of components without having to remove other T nuts.



KR837V Divert

80/20 components can be added for in-the-field custom mounts. Other KR519 and similar bases will be joined to keep the bases center and level.

KR519S TRANSPORT BASE: Kirk-Rudy's latest innovation in product transport specifically designed for the newest high quality inkjet technology. The newly revamped professional grade inkjet base provides class leading print quality, durability and modularity. The KR519S is perfectly suited for handling all kinds of direct mail pieces as well as flat chipboard and corrugated cartons for your inkjet printing, coding and labeling needs. Unmatched in the number of available options the KR519S can easily be configured to match your needs to grow with your business. With four sided "T" slotted heavy duty extruded aluminum frames the mounting options are endless. The KR519S is modular to be placed in-line with feeders, inserters, bindery lines and folders.



KR519 IJ

KR519V TRANSPORT BASE: The KR519V is perfectly suited for handling all kinds of direct mail pieces as well as flat chipboard and corrugated cartons for your inkjet printing, coding and labeling needs. Unmatched in the number of available options the KR519V can easily be configured to match your needs to grow with your business. With four sided "T" slotted heavy duty extruded aluminum frames the mounting options are endless. Pair up the KR519V with a KR519D for drying.

KR519D DRYER BASE: An affordable and energy efficient inkjet drying system for water and solvent based inks. The KR519D is provides lower operating costs and faster line speeds to help you get the most out of your inkjet system. Unmatched in the number of available options the KR519D can easily be configured to match your needs to grow.

CONTACT: For more information, call 770-427-4203 or email info@kirkrudy.com.